

## Branch Prediction

<http://www.extremetech.com/article2/0,1558,1155321,00.asp>  
PC Processor Microarchitecture, additional references

## A Closer Look At Branch Prediction

---

There really are three different kinds of branches:

- **Forward conditional branches** - based on a run-time condition, the PC (Program Counter) is changed to point to an address forward in the instruction stream.
- **Backward conditional branches** - the PC is changed to point backward in the instruction stream. The branch is based on some condition, such as branching backwards to the beginning of a program loop when a test at the end of the loop states the loop should be executed again.
- **Unconditional branches** - this includes jumps, procedure calls and returns that have no specific condition. For example, an unconditional jump instruction might be coded in assembly language as simply "jmp", and the instruction stream must immediately be directed to the target location pointed to by the jump instruction, whereas a conditional jump that might be coded as "jmpne" would redirect the instruction stream only if the result of a comparison of two values in a previous "compare" instructions shows the values to not be equal. (The segmented addressing scheme used by the x86 architecture adds extra complexity, since jumps can be either "near" (within a segment) or "far" (outside the segment). Each type has different effects on branch prediction algorithms.)

## Using Branch Statistics for Static Prediction

---

**Forward branches dominate backward branches by about 4 to 1** (whether conditional or not). About 60% of the forward conditional branches are taken, while approximately 85% of the backward conditional branches are taken (because of the prevalence of program loops).

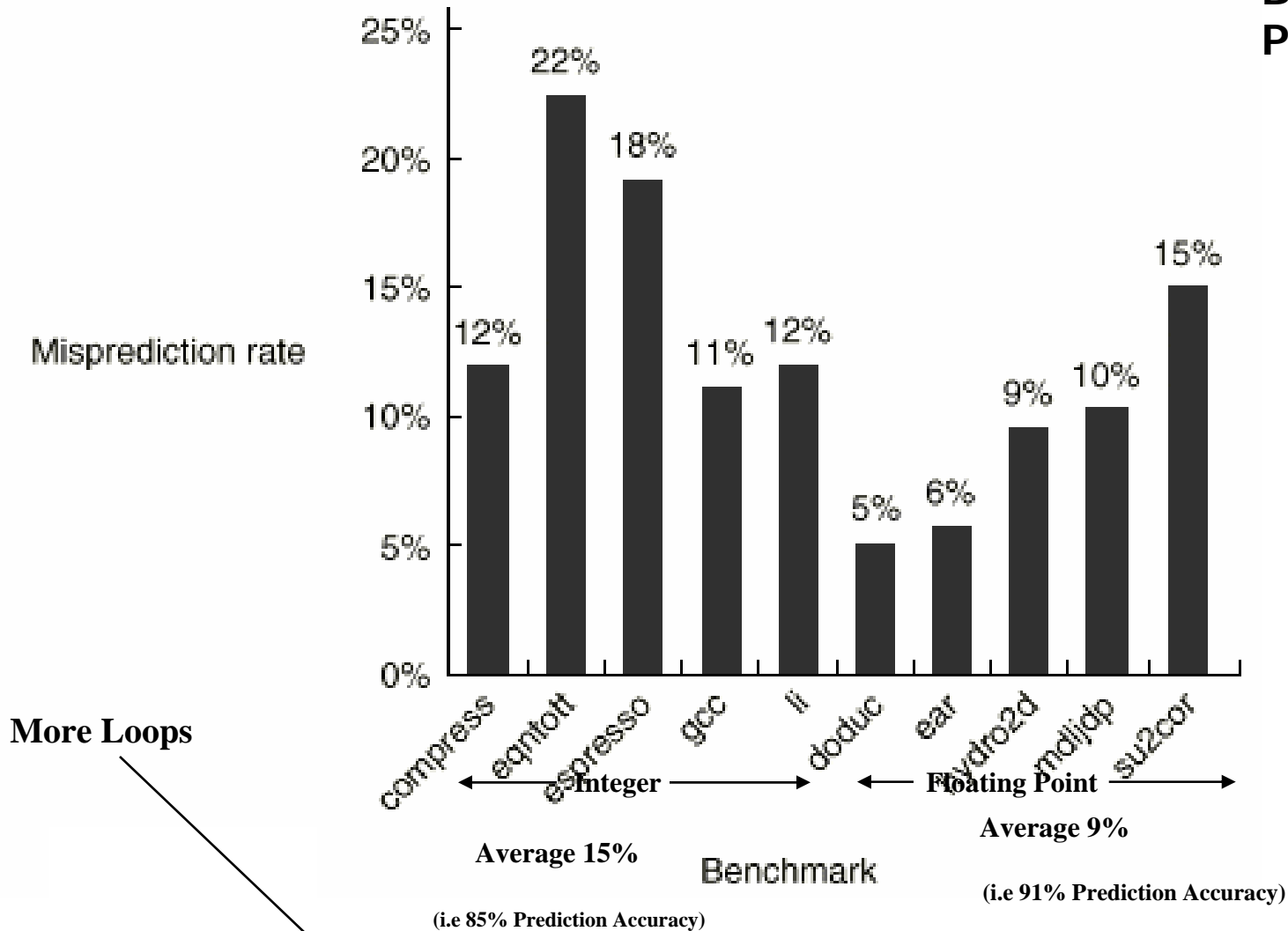
Just knowing this data about average code behavior, we could optimize our architecture for the common cases. A "Static Predictor" can just look at the offset (distance forward or backward from current PC) for conditional branches as soon as the instruction is decoded.

**Backward branches will be predicted to be taken**, since that is the most common case. The accuracy of the static predictor will depend on the type of code being executed, as well as the coding style used by the programmer.

These statistics were derived from the SPEC suite of benchmarks, and many PC software workloads will favor slightly different static behavior.

# Static Profile-Based Compiler Branch Misprediction Rates for SPEC92

ECE – 684  
Branch  
Prediction



**FIGURE 3.36** Misprediction rate for a profile-based predictor varies widely but is generally better for the FP programs, which have an average misprediction rate of 9% with a standard deviation of 4%, than for the integer programs, which have an average misprediction rate of 15% with a standard deviation of 5%.

- Dynamic branch prediction schemes are different from static mechanisms because they utilize hardware-based mechanisms that use the run-time behavior of branches to make more accurate predictions than possible using static prediction.
- Usually information about outcomes of previous occurrences of branches (branching history) is used to dynamically predict the outcome of the current branch. Some of the proposed dynamic branch prediction mechanisms include:
  - **One-level or Bimodal:** Uses a Branch History Table (BHT), a table of usually two-bit saturating counters which is indexed by a portion of the branch address (low bits of address). (First proposed mid 1980s)
  - **Two-Level Adaptive Branch Prediction.** (First proposed early 1990s),
  - **MCFarling's Two-Level Prediction with index sharing (gshare, 1993).**
  - **Hybrid or Tournament Predictors:** Uses a combinations of two or more (usually two) branch prediction mechanisms (1993).
- To reduce the stall cycles resulting from correctly predicted taken branches to zero cycles, a Branch Target Buffer (BTB) that includes the addresses of conditional branches that were taken along with their targets is added to the fetch stage.

How to further reduce the impact of branches on pipeline processor performance

---

**Dynamic Branch Prediction:**

**Hardware-based schemes that utilize run-time behavior of branches to make dynamic predictions:**

Information about outcomes of previous occurrences of branches are used to dynamically predict the outcome of the current branch.

**Why? Better branch prediction accuracy and thus fewer branch stalls**

**Branch Target Buffer (BTB):**

**A hardware mechanism that aims at reducing the stall cycles resulting from correctly predicted taken branches to zero cycles.**

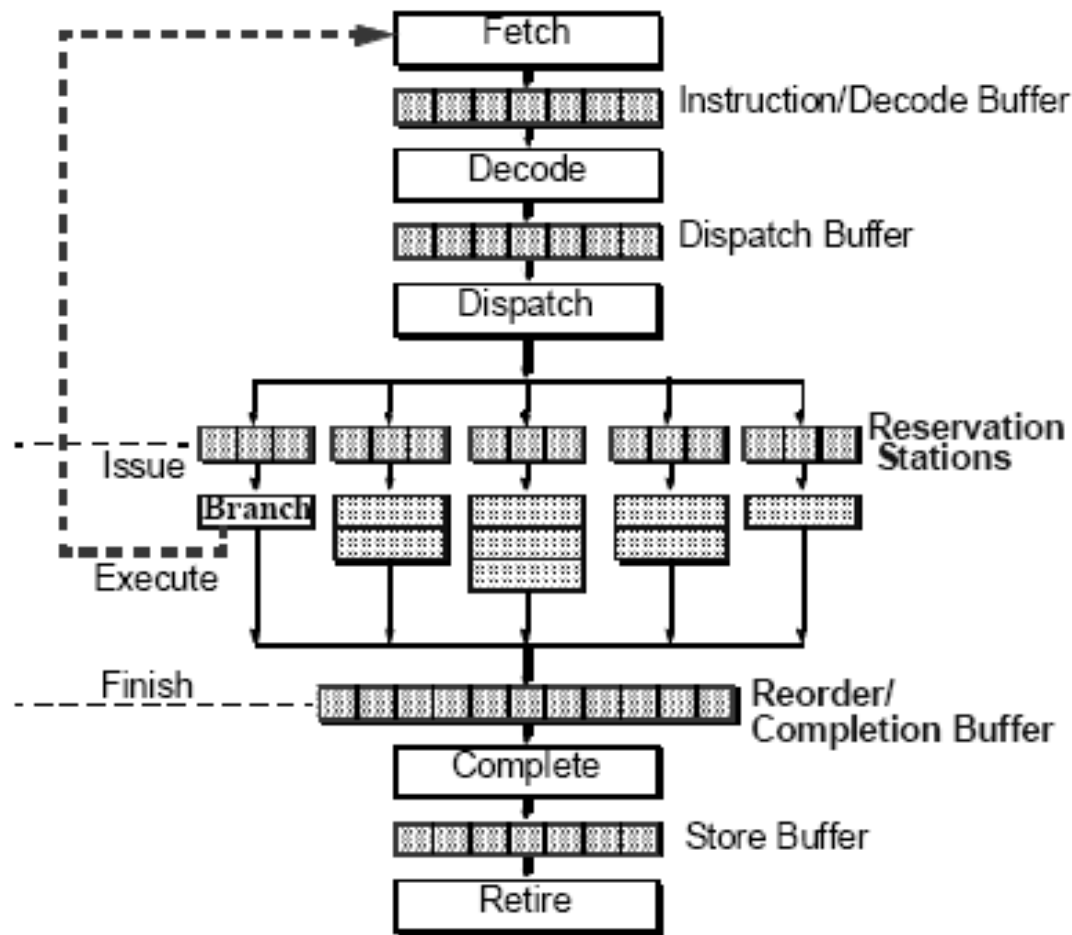
## Dynamic Branch Prediction with a Branch History Buffer (BHB)

---

To refine our branch prediction, we could create a buffer that is indexed by the low-order address bits of recent branch instructions. In this BHB (sometimes called a "Branch History Table (BHT)"), for each branch instruction, we'd store a bit that indicates whether the branch was recently taken. A simple way to implement a dynamic branch predictor would be to check the BHB for every branch instruction. If the BHB's prediction bit indicates the branch should be taken, then the pipeline can go ahead and start fetching instructions from the new address (once it computes the target address).

By the time the branch instruction works its way down the pipeline and actually causes a branch, then the correct instructions are already in the pipeline. If the BHB was wrong, a "misprediction" occurred, and we'll have to flush out the incorrectly fetched instructions and invert the BHB prediction bit.

### Disruption of Sequential Control Flow





It turns out that a single bit in the BHB will be wrong twice for a loop--once on the first pass of the loop and once at the end of the loop. We can get better prediction accuracy by using more bits to create a "saturating counter" that is incremented on a taken branch and decremented on an untaken branch. It turns out that a 2-bit predictor does about as well as you could get with more bits, achieving anywhere from 82% to 99% prediction accuracy with a table of 4096 entries.

This size of table is at the point of diminishing returns for 2 bit entries, so there isn't much point in storing more. Since we're only indexing by the lower address bits, notice that 2 different branch addresses might have the same low-order bits and could point to the same place in our table--one reason not to let the table get too small.

There is a further refinement we can make to our BHB by correlating the behavior of other branches. Often called a "Global History Counter", this "two-level predictor" allows the behavior of other branches to also update the predictor bits for a particular branch instruction and achieve slightly better overall prediction accuracy. One implementation is called the "GShare algorithm".

This approach uses a "Global Branch History Register" (a register that stores the global result of recent branches) that gets "hashed" with bits from the address of the branch being predicted. The resulting value is used as an index into the BHB where the prediction entry at that location is used to dynamically predict the branch direction. Yes, this is complicated stuff, but it's being used in several modern processors.

### Combined branch prediction\*

[Scott McFarling](#) proposed combined branch prediction in his 1993 paper [2](#). *Combined branch prediction* is about as accurate as local prediction, and almost as fast as global prediction.

Combined branch prediction uses three predictors in parallel: bimodal, gshare, and a bimodal-like predictor to pick which of bimodal or gshare to use on a branch-by-branch basis. The choice predictor is yet another 2-bit up/down saturating counter, in this case the MSB choosing the prediction to use. In this case the counter is updated whenever the bimodal and gshare predictions disagree, to favor whichever predictor was actually right.

On the SPEC'89 benchmarks, such a predictor is about as good as the local predictor.

Another way of combining branch predictors is to have e.g. 3 different branch predictors, and merge their results by a majority vote.

Predictors like gshare use multiple table entries to track the behavior of any particular branch. This multiplication of entries makes it much more likely that two branches will map to the same table entry (a situation called aliasing), which in turn makes it much more likely that prediction accuracy will suffer for those branches. Once you have multiple predictors, it is beneficial to arrange that each predictor will have different aliasing patterns, so that it is more likely that at least one predictor will have no aliasing. Combined predictors with different indexing functions for the different predictors are called *gskew* predictors, and are analogous to [skewed associative caches](#) used for data and instruction caching.

\* From : [http://en.wikipedia.org/wiki/Branch\\_prediction](http://en.wikipedia.org/wiki/Branch_prediction)

In addition to a large BHB, most predictors also include a buffer that stores the actual target address of taken branches (along with optional prediction bits). This table allows the CPU to look to see if an instruction is a branch and start fetching at the target address early on in the pipeline processing. By storing the instruction address and the target address, even before the processor decodes the instruction, it can know that it is a branch. The figure below shows an implementation of a BTB.

A large BTB can completely remove most branch penalties (for correctly-predicted branches) if the CPU looks far enough ahead to make sure the target instructions are pre-fetched. Using a Return Address Buffer to predict the return from a subroutine One technique for dealing with the unconditional branch at the end of a subroutine is to create a buffer of the most recent return addresses.

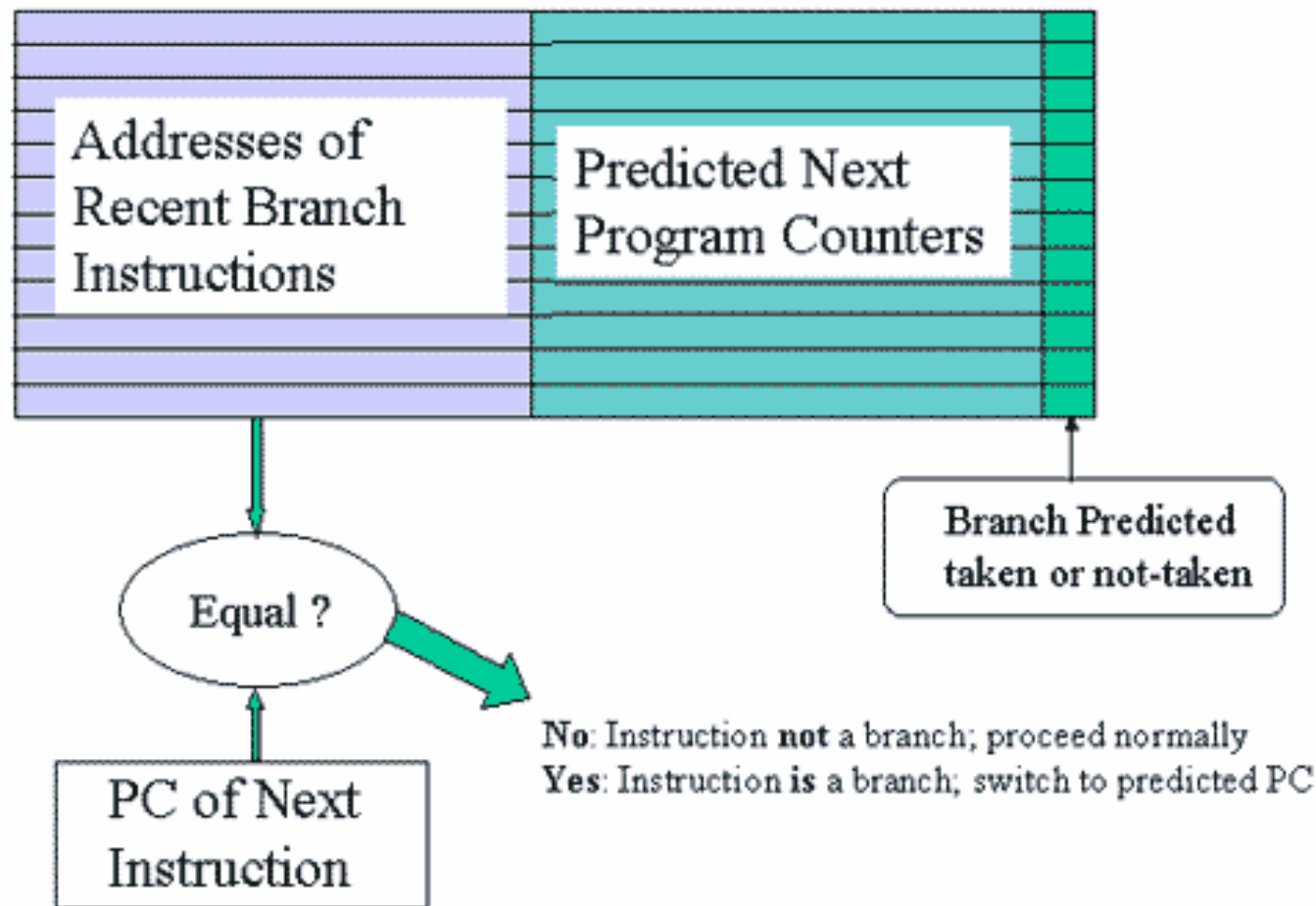
There are usually some subroutines that get called quite often in a program, and a return address buffer can make sure that the correct instructions are in the pipeline after the return instruction.

## Branch Target Buffer (BTB)

---

- Effective branch prediction requires the target of the branch at an early pipeline stage. (resolve the branch early in the pipeline)
- One can use additional adders to calculate the target, as soon as the branch instruction is decoded. This would mean that one has to wait until the ID stage before the target of the branch can be fetched, taken branches would be fetched with a one-cycle penalty (this was done in the enhanced MIPS pipeline Fig A.24).
- To avoid this problem one can use a Branch Target Buffer (BTB). A typical BTB is an associative memory where the addresses of taken branch instructions are stored together with their target addresses.
- Some designs store  $n$  prediction bits as well, implementing a combined BTB and Branch history Table (BHT).
- Instructions are fetched from the target stored in the BTB in case the branch is predicted-taken and found in BTB. After the branch has been resolved the BTB is updated. If a branch is encountered for the first time a new entry is created once it is resolved as taken.
- Branch Target Instruction Cache (BTIC): A variation of BTB which caches also the code of the branch target instruction in addition to its address. This eliminates the need to fetch the target instruction from the instruction cache or from memory.

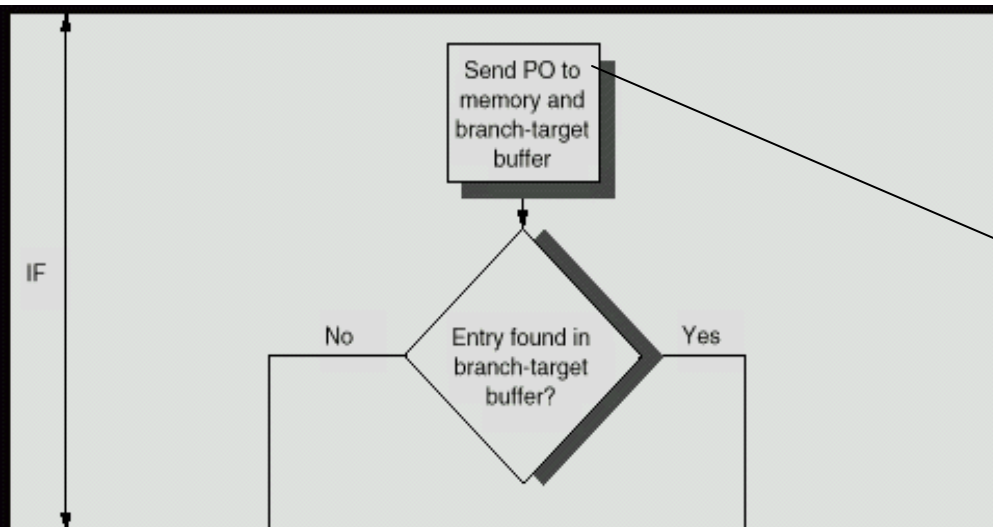
## Branch Target Buffer



# BTB Flow

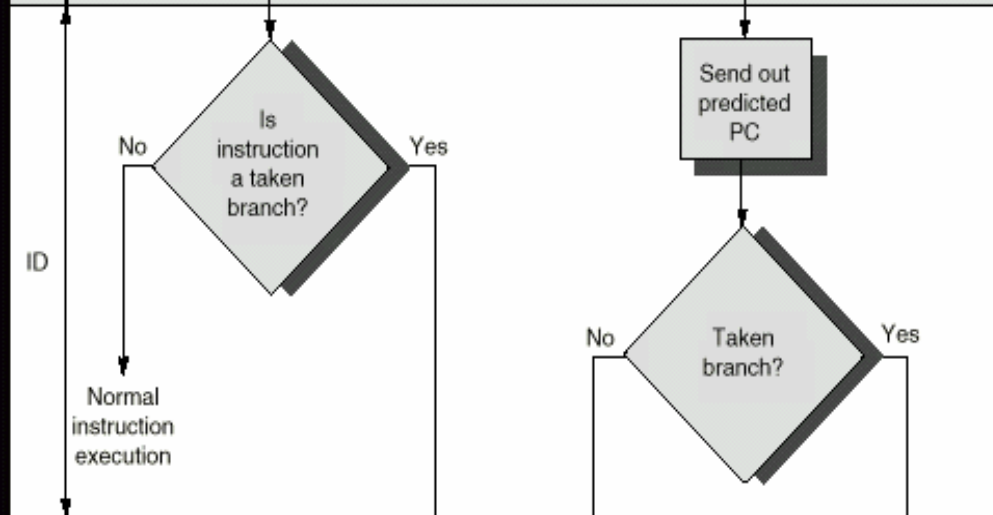
# ECE – 684 Branch Prediction

Fetch

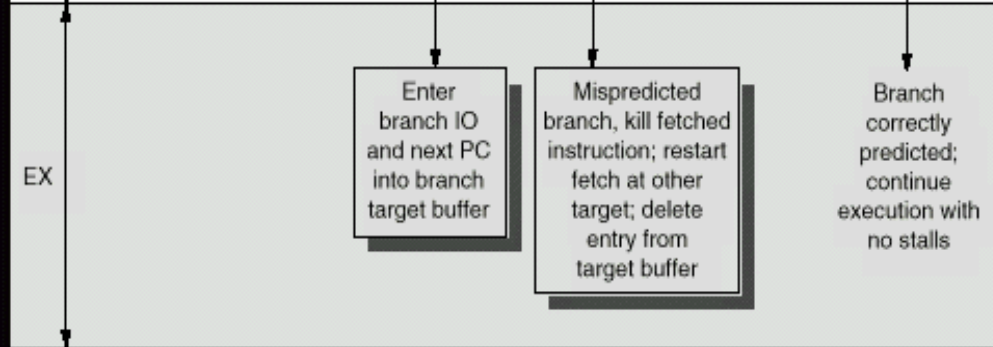


Prediction Output

Decode



Execute



# Branch Penalty Cycles Using A Branch-Target Buffer (BTB)

Base Pipeline Taken Branch Penalty = 1 cycle (i.e. branches resolved in ID)

No	Not Taken	Not Taken	0
Instruction in buffer	Prediction	Actual branch	Penalty cycles
Yes	Taken	Taken	0
Yes	Taken	Not taken	2
No		Taken	2

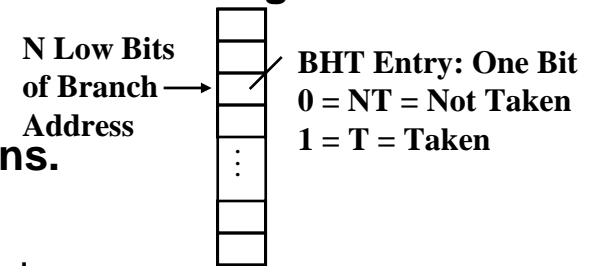
Assuming one more stall cycle to update BTB  
Penalty = 1 + 1 = 2 cycles

Penalties for all possible combinations of whether the branch is in the buffer and what it actually does, assuming we store only taken branches in the buffer.



# Dynamic Branch Prediction

- Simplest method: (One-Level)
  - A branch prediction buffer or Branch History Table (BHT) indexed by low address bits of the branch instruction.
  - Each buffer location (or BHT entry) contains one bit indicating whether the branch was recently taken or not
    - e.g 0 = not taken , 1 =taken
  - Always mispredicts in first and last loop iterations.



- To improve prediction accuracy, two-bit prediction is used:

**A prediction must miss twice before it is changed.**

Why 2-bit Prediction?

- Thus, a branch involved in a loop will be mispredicted only once when encountered the next time as opposed to twice when one bit is used.

- Two-bit prediction is a specific case of n-bit saturating counter incremented when the branch is taken and decremented when the branch is not taken.

The counter (predictor) used is updated after the branch is resolved

Smith Algorithm

- Two-bit prediction counters are usually always used based on observations that the performance of two-bit BHT prediction is comparable to that of n-bit predictors.

## One-Level (Bimodal) Branch Predictors

---

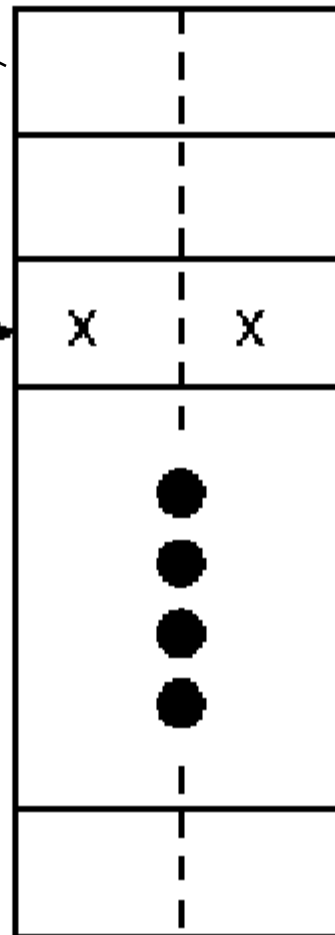
- One-level or bimodal branch prediction uses only one level of branch history.
- These mechanisms usually employ a table which is indexed by lower N bits of the branch address.
- Each table entry (or predictor) consists of n history bits, which form an n-bit automaton or saturating counters.
- Smith proposed such a scheme, known as the Smith Algorithm, that uses a table of two-bit saturating counters. (1985)
- One rarely finds the use of more than 3 history bits in the literature.
- Two variations of this mechanism:
  - **Pattern History Table: Consists of directly mapped entries.**
  - **Branch History Table (BHT): Stores the branch address as a tag. It is associative and enables one to identify the branch instruction during IF by comparing the address of an instruction with the stored branch addresses in the table (similar to BTB).**

# One-Level (Bimodal) Branch Predictors

Sometimes referred to as  
Decode History Table (DHT)  
or  
Branch History Table (BHT)

2-bit saturating counters (predictors)

N Low Bits of Branch Address



High bit determines  
branch prediction  
0 = NT = Not Taken  
1 = T = Taken

Table has  $2^N$  entries  
(also called predictors).

Prediction Bits

0	0	Not Taken
0	1	(NT)
1		Taken
1	1	(T)

Example:

For  $N=12$

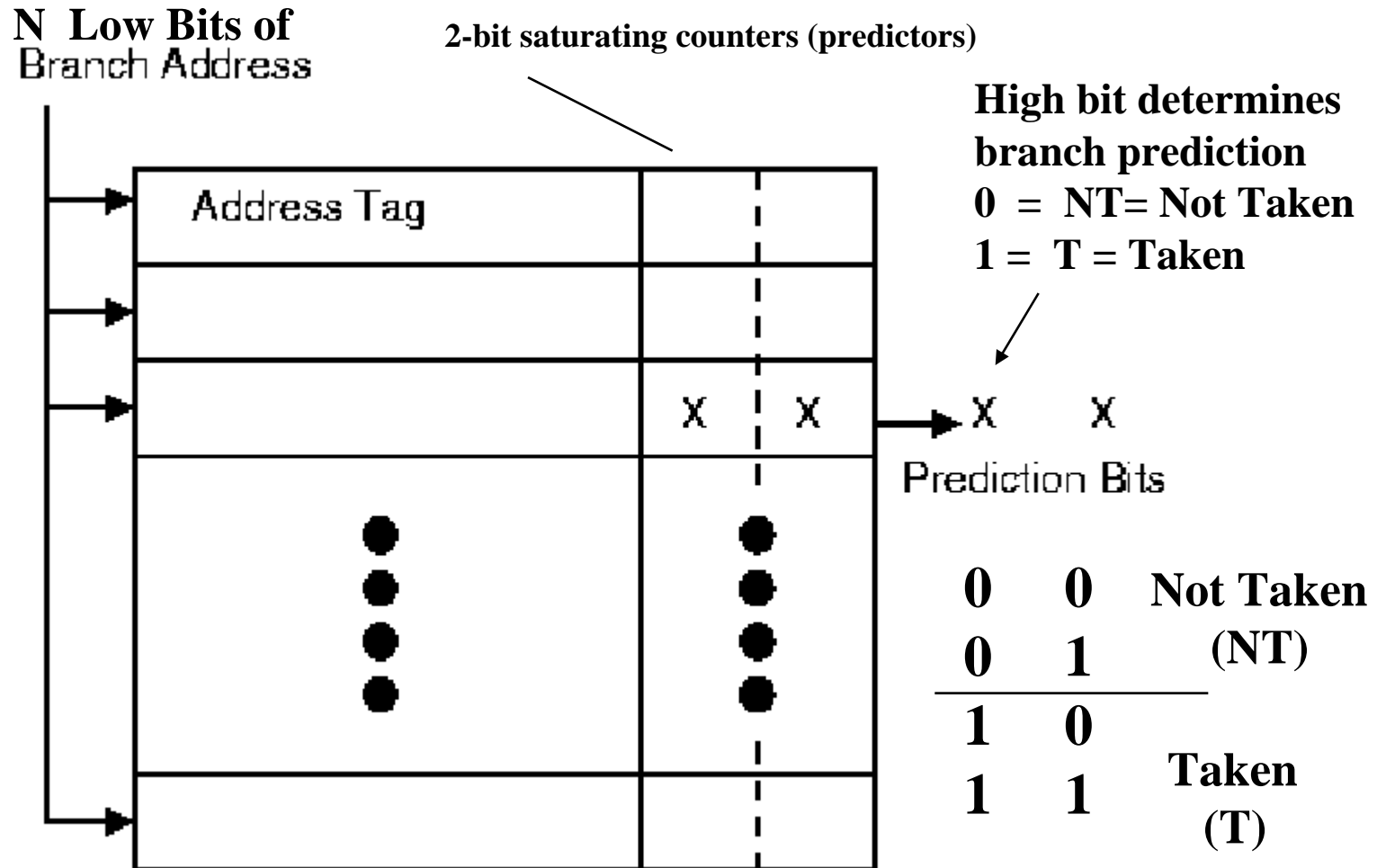
Table has  $2^N = 2^{12}$  entries  
= 4096 = 4k entries

Number of bits needed =  $2 \times 4k = 8k$  bits

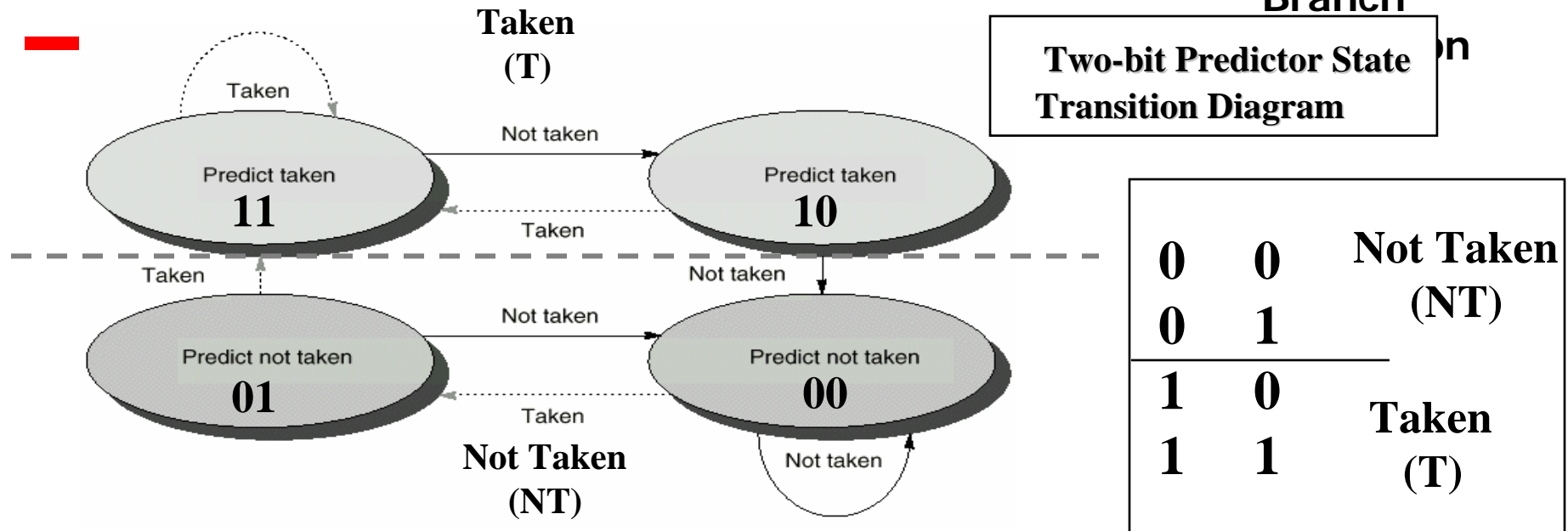
Update counter after branch is resolved:  
- Increment counter used if branch is taken  
- Decrement counter used if branch is not taken

**What if different branches map to the same predictor (counter)?**  
This is called branch address aliasing and leads to interference with current branch prediction by other branches and may lower branch prediction accuracy for programs with aliasing.

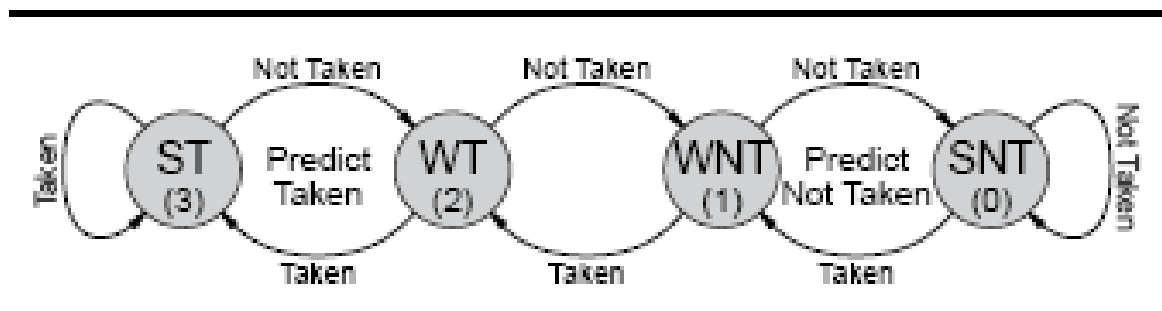
# Branch History Table (BHT)



# Basic Dynamic Two-Bit Branch Prediction:

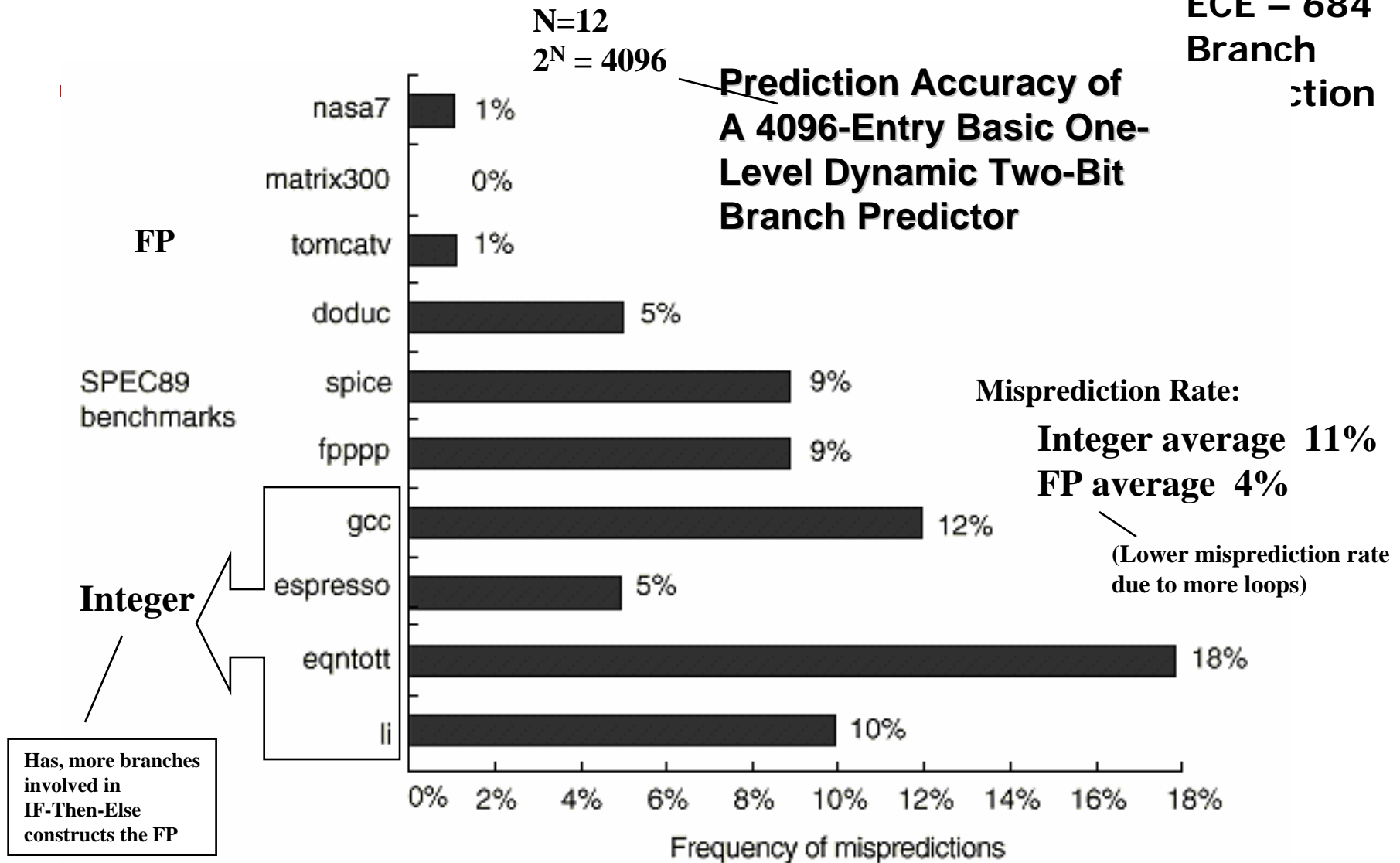


Or Two-bit saturating counter predictor state transition diagram (Smith Algorithm):



\* From: New Algorithm Improves Branch Prediction Vol. 9, No. 4, March 27, 1995 © 1995 MicroDesign Resources

Figure 1. In the two-bit Smith algorithm, the two history bits implement a state machine with four possible states: strongly taken (ST), weakly taken (WT), weakly not taken (WNT), and strongly not taken (SNT). In ST and WT, future branches are predicted taken; in WNT and SNT, branches are predicted not taken.



**Prediction accuracy of a 4096-entry two-bit prediction buffer for the SPEC89 benchmarks.**

# McFarling's gshare Predictor

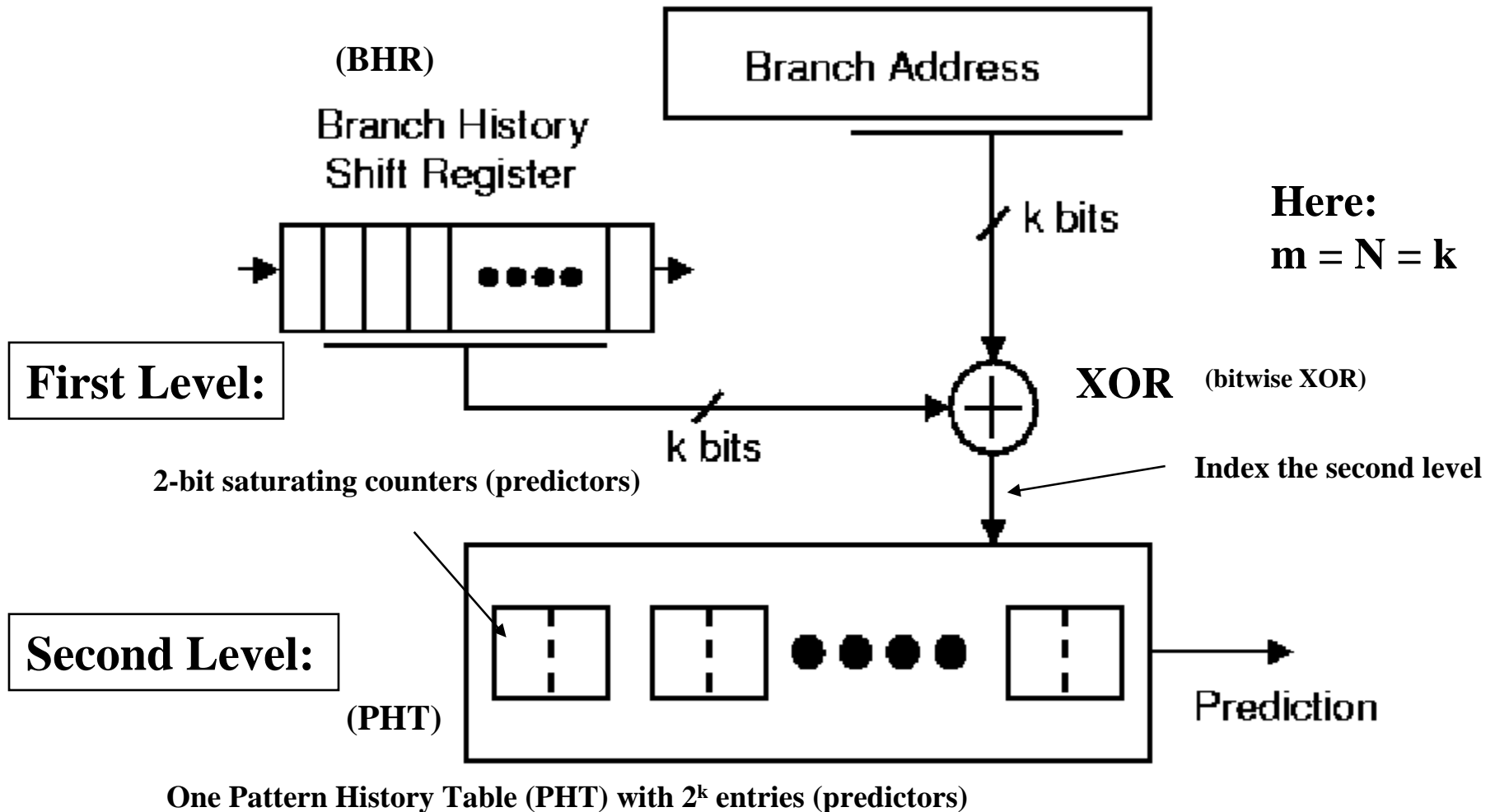
**gshare = global history with index sharing**

- McFarling noted (1993) that using global history information might be less efficient than simply using the address of the branch instruction, especially for small predictors.
- He suggests using both global history (BHR) and branch address by hashing them together. He proposed using the XOR of global branch history register (BHR) and branch address since he expects that this value has more information than either one of its components. The result is that this mechanism outperforms GAp scheme by a small margin.
- The hardware cost for  $k$  history bits is  $k + 2 \times 2^k$  bits, neglecting costs for logic.

**gshare is one of the most widely implemented two level dynamic branch prediction schemes**

# gshare Predictor

Branch and pattern history are kept globally. History and branch address are XORed and the result is used to index the pattern history table.

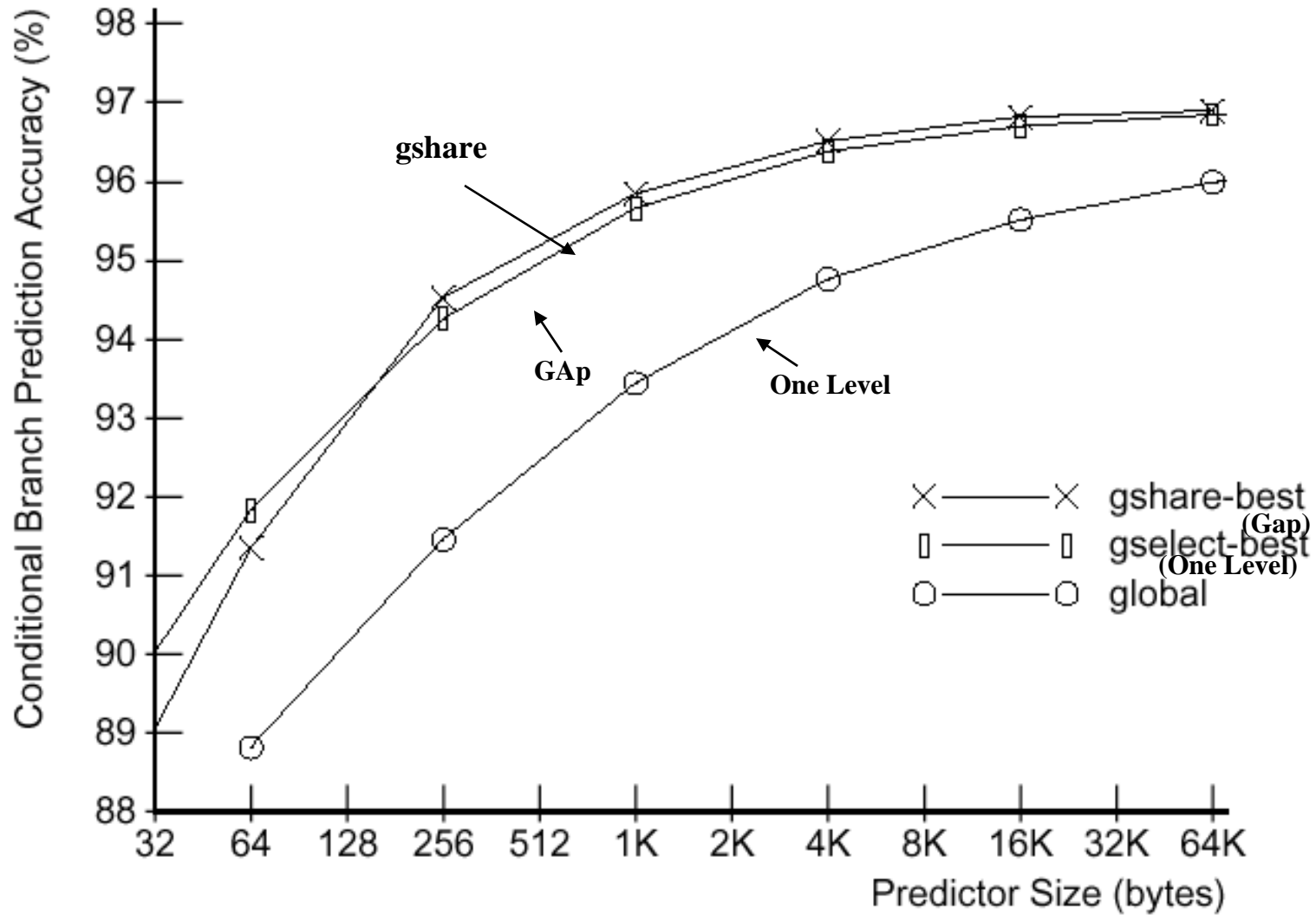


gshare = global history with index sharing



# gshare Performance

ECE – 684  
Branch  
Prediction



GAp = Global, Adaptive, per address branch predictor

**Hybrid Predictors**  
(Also known as tournament or combined predictors)

---

- Hybrid predictors are simply combinations of two or more branch prediction mechanisms.
- This approach takes into account that different mechanisms may perform best for different branch scenarios.
- McFarling presented (1993) a number of different combinations of two branch prediction mechanisms.
- He proposed to use an additional 2-bit counter selector array which serves to select the appropriate predictor for each branch.
- One predictor is chosen for the higher two counts, the second one for the lower two counts.
- If the first predictor is wrong and the second one is right the counter is decremented, if the first one is right and the second one is wrong, the counter is incremented. No changes are carried out if both predictors are correct or wrong.

- It uses a single-level 2-bit Smith algorithm BHT associated with a four way associative BTB which contains the branch history information.
- The Pentium does not fetch non-predicted targets and does not employ a return address stack (RAS) for subroutine return addresses.
- It does not allow multiple branches to be in flight at the same time.
- Due to the short Pentium pipeline the misprediction penalty is only three or four cycles, depending on what pipeline the branch takes.

## Intel P6,II,III

---

- Like Pentium, the P6 uses a BTB that retains both branch history information and the predicted target of the branch. However the BTB of P6 has 512 entries reducing BTB misses. Since the
- The average misprediction penalty is 15 cycles. Misses in the BTB cause a significant 7 cycle penalty if the branch is backward.
- To improve prediction accuracy a two-level branch history algorithm is used.
- Although the P6 has a fairly satisfactory accuracy of about 90%, the enormous misprediction penalty should lead to reduced performance. Assuming a branch every 5 instructions and 10% mispredicted branches with 15 cycles per misprediction the overall penalty resulting from mispredicted branches is 0.3 cycles per instruction. This number may be slightly lower since BTB misses take only seven cycles.

- Uses a two-level adaptive branch history algorithm implemented in a BHT (gshare) with 8192 entries (16 times the size of the P6).
- However, the size of the BHT prevents AMD from using a BTB or even storing branch target address information in the instruction cache. Instead, the branch target addresses are calculated on-the-fly using ALUs during the decode stage. The adders calculate all possible target addresses before the instruction are fully decoded and the processor chooses which addresses are valid.
- A small branch target cache (BTC) is implemented to avoid a one cycle fetch penalty when a branch is predicted taken.
- The BTC supplies the first 16 bytes of instructions directly to the instruction buffer.
- Like the Cyrix 6x86 the K6 employs a return address stack (RAS) for subroutines.
- The K6 is able to support up to 7 outstanding branches.
- With a prediction accuracy of more than 95% the K6 outperformed all other microprocessors when introduced in 1997 (except the Alpha).

- A dynamic branch prediction algorithm is combined with static branch prediction which enables or disables the dynamic prediction mode and predicts the outcome of branches when the dynamic mode is disabled.
- Uses a single-level Smith algorithm 512-entry BHT and a 64-entry Branch Target Instruction Cache (BTIC), which contains the most recently used branch target instructions, typically in pairs. When an instruction fetch does not hit in the BTIC the branch target address is calculated by adders.
- The return address for subroutine calls is also calculated and stored in user-controlled special purpose registers.
- The PowerPC 750 supports up to two branches, although instructions from the second predicted instruction stream can only be fetched but not dispatched.

- Uses a dynamic single-level BHT Smith algorithm.
- It employs a static prediction which is used to initialize the state machine (saturated up and down counters).
- However, the UltraSparc maintains a large number of branch history entries (up to 2048 or every other line of the I-cache).
- To predict branch target addresses a branch following mechanism is implemented in the instruction cache. The branch following mechanism also allows several levels of speculative execution.
- The overall claimed performance of UltraSparc is 94% for FP applications and 88% for integer applications.